



STANDARD FEATURES

Large capacity floor model Food Blenders are ideal for kitchen applications. Available in two sizes, 4 and 6 1/2 gal.

These oversized low speed Food Blenders are perfect for preparing salsas, mayonnaise and similar textured dips, creamy and liquid soups, crepe dough and similar types of dough, as well as fresh fruit juices (little fruit pieces may be present in final product) and many more. Can be used with cold or hot ingredients up to 140 F (60 C).

Four stainless steel blades positioned close to the bottom and wall of the container create a perfect vortex and optimize results.

All made in stainless steel, including the robust four-legged base, which provides great stability.

Seamless container with four pressed internal ribs ensure proper mixing and cleaning. No-spill rubber cover with filler-cap allows for adding more ingredients during operation.

Foot operated tilting container make it easy to discharge final product.

High torque heavy duty 1 1/2 HP motor is capable of handling heavy loads. Motor is equipped with overload protection and an anti-restart switch to prevent automatic restart. Motor and electrical wiring enclosure guarantees undesired contact with electrical parts for users safety.

On/Off push button is moisture proof enhancing durability.

Easy to clean. Seamless edges and radius corners eliminate crevices that trap food.

Comply to the following Standards:

UL 763, NSF/ANSI 8 and CSA C22.2 No. 195-M1987.



LAR-25LMBE
Food Blender

LAR-15LMBE
Food Blender



TOP VIEW



TILTING CUP

ILLUSTRATIVE PHOTO, ACTUAL PRODUCTS AND ACCESSORIES ARE SUBJECT TO CHANGE WITHOUT NOTICE



Skyfood Equipment LLC
175 SW 7th Street, Ste 2416
Miami, FL 33130 - 2992

Toll Free:
1-800-503-7534
sales@skyfood.us

www.skyfood.us

AQ AutoQuotes

beedash





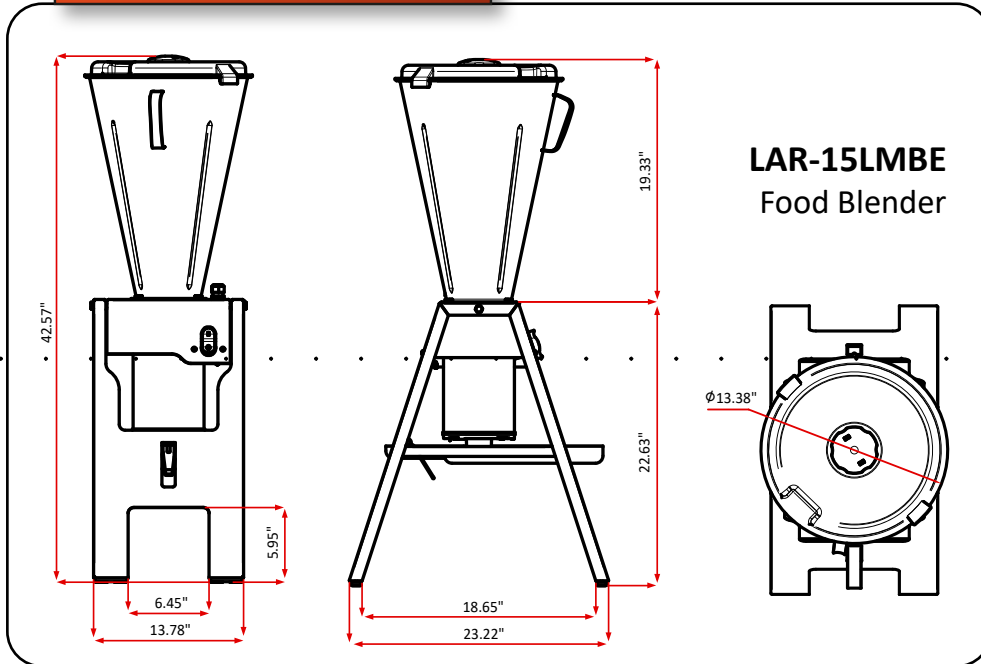
YOU CAN TRUST

FOOD BLENDERS

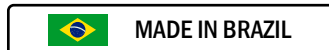


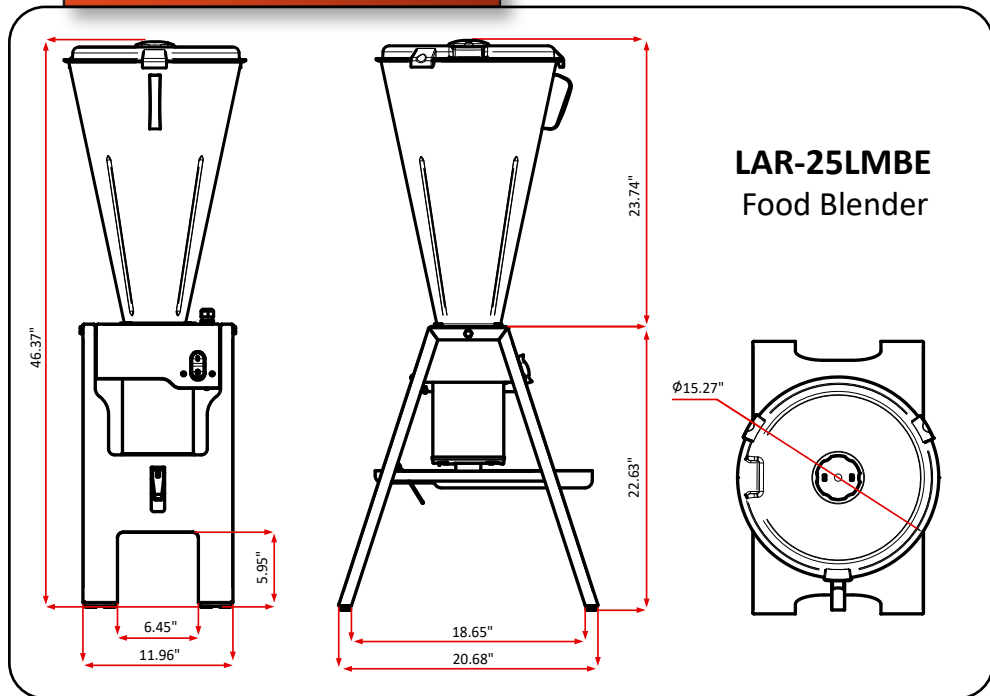
LAR-15LMBE / LAR-25LMBE



DIMENSIONS LAR-15LMBE



DIMENSIONS LAR-25LMBE



Item	Voltage	Power Rating	Dimensions (W x D x H)	Weight (Net x Ship)	Capacity	RPM	PLUG
LAR-15LMBE	115 V	1 1/2 HP	13.78" x 23.22" x 42.57"	41.8 lb x 61.1 lb	4 gal	3.500	NEMA 5-20P
LAR-25LMBE	115 V	1 1/2 HP	15.35" x 20.67" x 46.26"	64.2 lb x 89.3 lb	6 1/2 gal	3.500	NEMA 5-20P



Skyfood Equipment LLC
175 SW 7th Street, Ste 2416
Miami, FL 33130 - 2992

Toll Free:
1-800-503-7534
sales@skyfood.us

www.skyfood.us



Follow us to keep up to date with the latest news and offers

/SkyfoodEquipment

/SkyfoodEquipment

/SkyfoodEquipment

ILLUSTRATIVE PHOTO, ACTUAL PRODUCTS AND ACCESSORIES ARE SUBJECT TO CHANGE WITHOUT NOTICE