



YOU CAN TRUST

ECONOMY SLICERS

220E - GL250 - GL300



220E
9" Economy Slicer



GL300
12" Economy Slicer



GL250
10" Economy Slicer

STANDARD FEATURES

- These light to medium duty manual Slicers are equipped with top mounted sharpener always ready to use. Stones edge swings clear of blade when not in use. Grinding and Honing stone can be used independently or simultaneously.
- Belt driven motor makes it for a quiet and smooth operation.
- Ribbed non-smear feed chute set at a 30 degree angle on 220E, GL250 and GL300 models.
- Carriage, gauge plate and knife cover easily removable without tools and streamlined design, rounded corners make thorough cleaning practical and easy.
- Nonslip rubber feet.
- These units are suitable for sub shops, restaurants, hotels and similar meat slicing applications.
- Not recommended for cheese slicing.



Skyfood Equipment LLC
175 SW 7th Street, Ste 2416
Miami, FL 33130

Toll Free:
1-800-503-7534
sales@skyfood.us

www.skyfood.us

AQ AutoQuotes

beedash



Follow us to keep up to date with the latest news and offers

/SkyfoodEquipment

/SkyfoodEquipment

/SkyfoodEquipment

ILLUSTRATIVE PHOTO, ACTUAL PRODUCTS AND ACCESSORIES ARE SUBJECT TO CHANGE WITHOUT NOTICE.



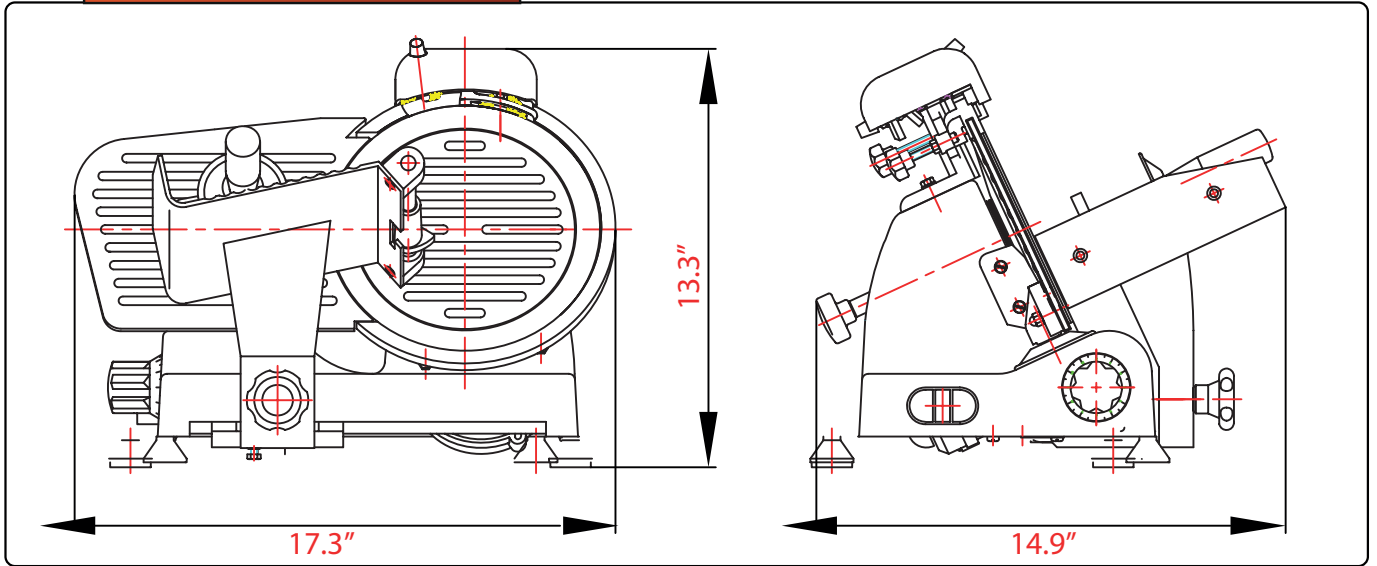
YOU CAN TRUST

ECONOMY SLICERS

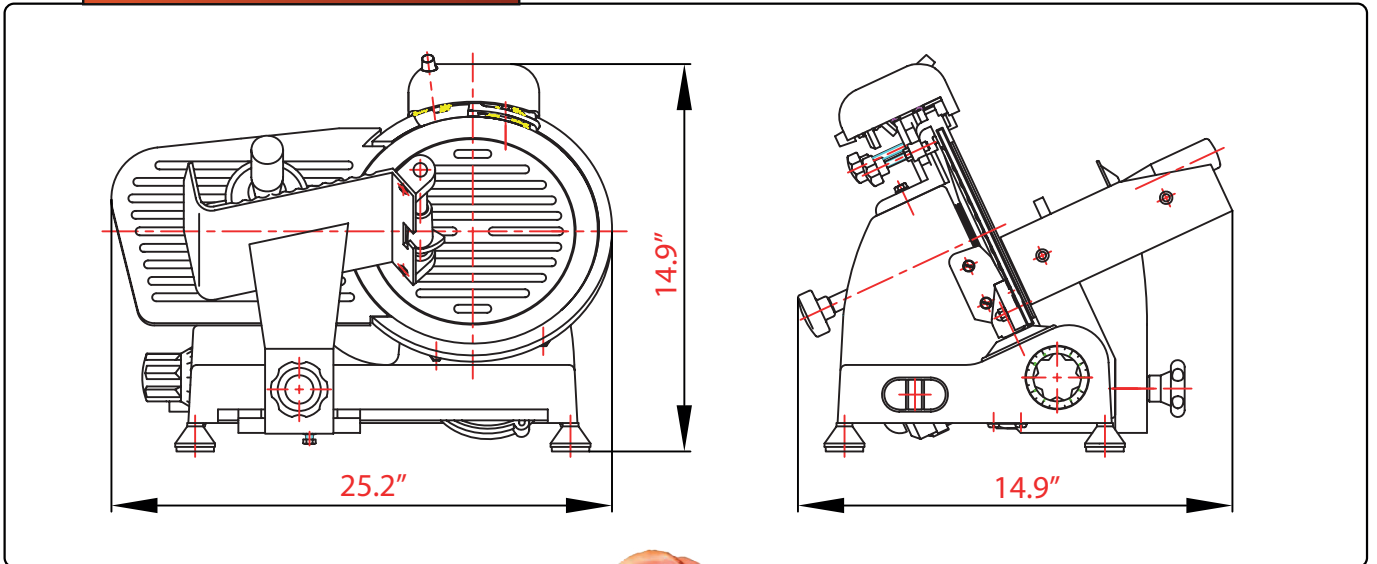
220E - GL250 - GL300



DIMENSIONS 220E



DIMENSIONS GL250



ILLUSTRATIVE PHOTO, ACTUAL PRODUCTS AND ACCESSORIES ARE SUBJECT TO CHANGE WITHOUT NOTICE.



Skyfood Equipment LLC
175 SW 7th Street, Ste 2416
Miami, FL 33130

Toll Free:
1-800-503-7534
sales@skyfood.us

www.skyfood.us



Follow us to keep up to date with the latest news and offers

[/SkyfoodEquipment](#)

[/SkyfoodEquipment](#)

[/SkyfoodEquipment](#)



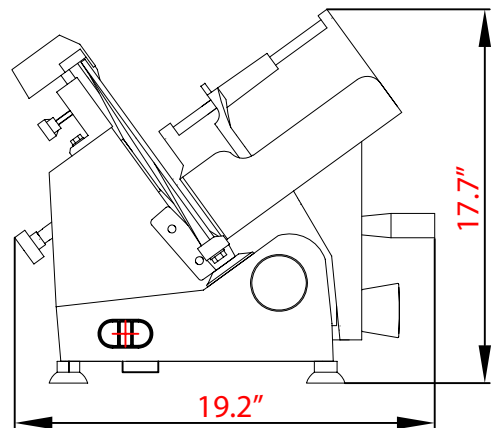
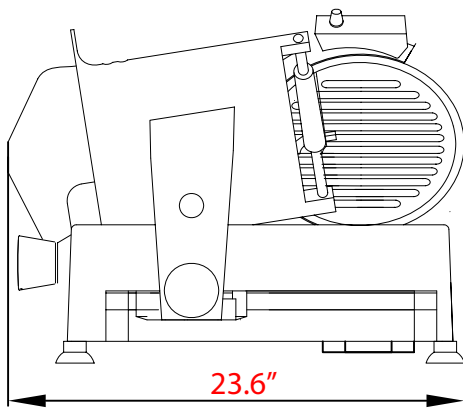
YOU CAN TRUST

ECONOMY SLICERS

220E - GL250 - GL300



DIMENSIONS GL300



CALIFORNIA RESIDENTS ONLY -
WARNING:
Cancer and Reproductive Harm -
www.P65Warnings.ca.gov



PLUG
NEMA 5-15P



MADE IN CHINA

WARRANTY 01 YEAR PARTS AND LABOR
VALID IN THE CONTINENTAL UNITED STATES.

Item	AMPS	Power Rating	Electrical	Dimensions (W x D x H)	Weight (Net x Ship)	Blade	Cutting (W x H)	Max. Slice	PLUG
220E	2	1/4 HP	110V/50-60Hz	17.3" x 13.3" x 14.9"	31 lb x 40 lb	9"	6" x 7"	1/2"	NEMA 5-15P
GL250	3	1/3 HP	110V/50-60Hz	25.2" x 14.9" x 14.9"	49 lb x 56 lb	10"	7-7/8" x 7-1/2"	1/2"	NEMA 5-15P
GL300	4	1/3 HP	110V/50-60Hz	23.6" x 19.2" x 17.7"	51 lb x 61 lb	12"	8" x 11"	1/2"	NEMA 5-15P



Skyfood Equipment LLC
175 SW 7th Street, Ste 2416
Miami, FL 33130

Toll Free:
1-800-503-7534
sales@skyfood.us

www.skyfood.us



AutoQuotes



beedash



Follow us to keep up to date with the latest news and offers

/SkyfoodEquipment

/SkyfoodEquipment

/SkyfoodEquipment