



STANDARD FEATURES

Skyfood Meat and Bone Saw SKGE is ideal for medium to large butcher shops, grocery stores and other meat processing operations. This floor model unit features a 124" long blade with 4 teeth per inch and powerful 2 hp motor. Constructed of steel with corrosion-resistant enamel paint finish and stainless steel food zones. Comes standard with a sliding feeding table and a thickness gauge plate to ensure precise cuts. Includes an easily removable large lower scrap pan to catch bone dust and maintain the area clean. Upper and lower doors and wheels, sliding and stationary tables are easily removable to facilitate cleaning at the end of the day.

Safety Features Include:

- Blade guide guard above the cutting zone.
- Emergency button easily accessible.
- Reset button prevents the machine from turning back on automatically after a power shortage.
- Upper and lower doors equipped with a safety switch that will stop motor when opened.
- Column blade guard equipped with a safety switch that will stop motor when removed.
- Motor equipped with an overload protection switch to prevent it from overheating.
- ETL certified under UL 763, NSF 8 and CSA C22.2 No. 195 Standards



Extra blades available for purchase:

SB124344TPI
Hard Saw Blade 124"
Long 3/4" Wide 4Tper Inch

SKGE
MEAT AND BONE SAW

ILLUSTRATIVE PHOTO, ACTUAL PRODUCTS AND ACCESSORIES ARE SUBJECT TO CHANGE WITHOUT NOTICE.



Skyfood Equipment LLC
175 SW 7th Street, Ste 2416
Miami, FL 33130

Toll Free:
1-800-503-7534
sales@skyfood.us

www.skyfood.us



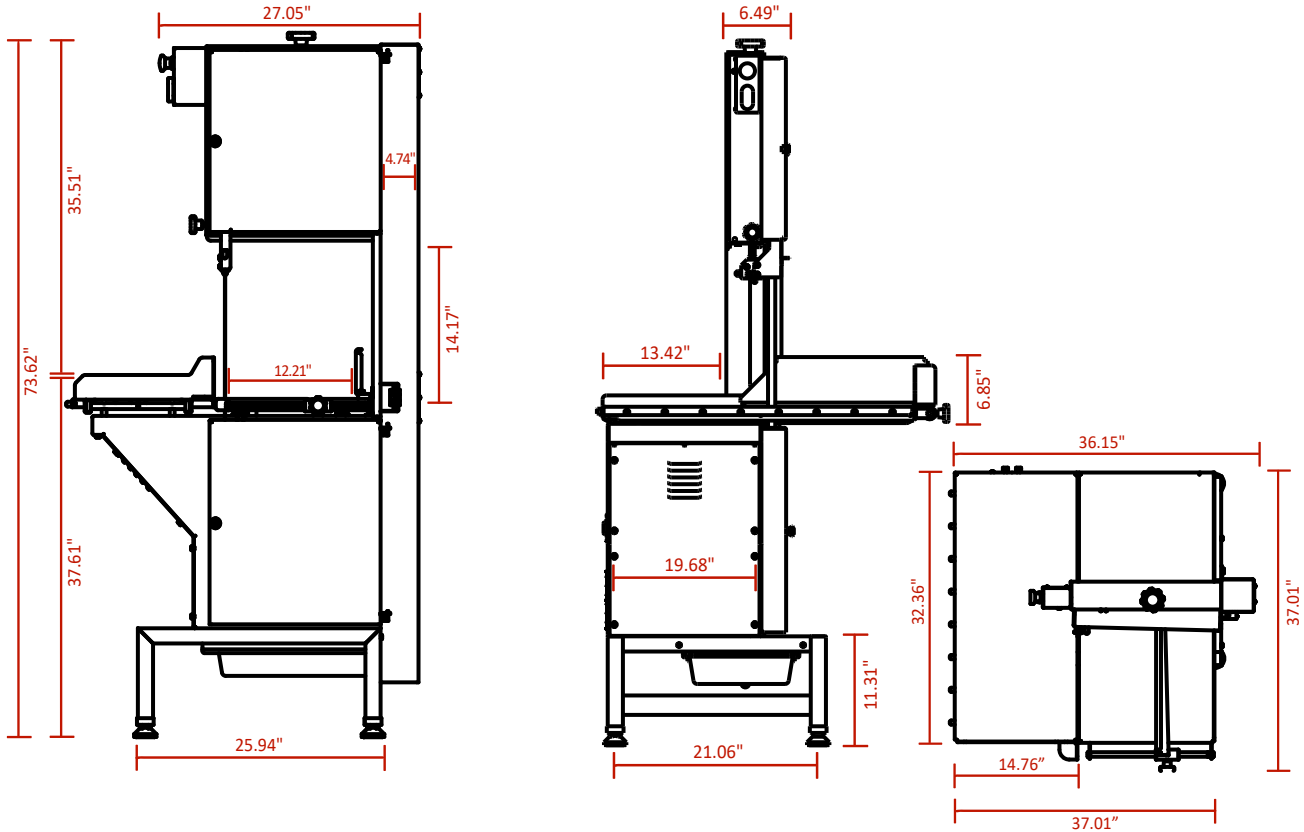
 AutoQuotes

 beedash





DIMENSIONS



Item	Voltage	Power Rating	Amps	Blade (L x W)	Dimensions (W x D x H)	Weight (Net x Ship)	Cutting Area (W x H)	Cutting Area (W x H)	PLUG
SKGE	230 V	2 HP / 1470 W	12	124" x 3/4"	37.01" x 37.01" x 73.62"	261.8 lb x 429.0 lb	12.21" x 14.17"	28.12" x 32.36"	NEMA 6-20P



Skyfood Equipment LLC
175 SW 7th Street, Ste 2416
Miami, FL 33130

Toll Free:
1-800-503-7534
sales@skyfood.us

www.skyfood.us

